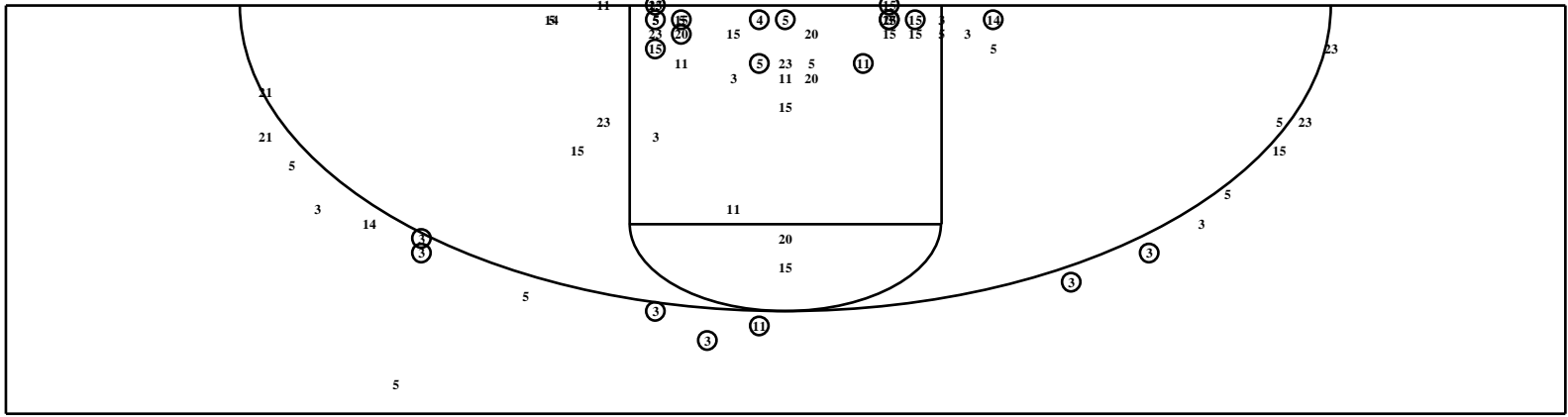


AHSAA State Basketball Championships - TEAM SHOT CHART for the LeFlore Rattlers

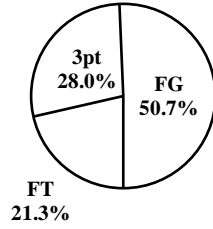
John Carroll Cavaliers vs. LeFlore Rattlers

DATE: 03/5/2004 TIME: 1:30 PM SITE: BJCC Arena

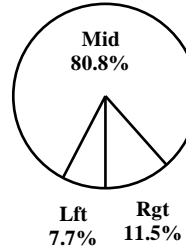


Shot Summary	M/A	%	PTS
3Pt FG	7/20	35.0%	21
2Pt FG	19/55	34.5%	38
Layups - L	0/0	0.0%	0
Layups - R	0/0	0.0%	0
Dunks	0/1	0.0%	0
Putbacks	5/10	50.0%	10
Overall Shooting	26/75	34.7%	59
Free Throws	16/29	55.2%	16
Total Points			75

Scoring Distribution




Scoring Locations



By Period	FG	FGA	FG%	3Pt	3PA	3P%	FT	FTA	FT%	PTS	ORB	DRB	TR	PF	AST	TO	BS	ST	P/S
1st Period	5	20	25.0	1	2	50.0	2	3	66.7	13	8	6	14	6	2	4	0	3	0.62
2nd Period	3	13	23.1	0	4	0.00	5	8	62.5	11	4	7	11	7	1	4	0	3	0.65
3rd Period	18	42	42.9	6	14	42.9	9	18	50.0	51	16	16	32	11	7	8	0	2	1.00
4th Period	0	0	0.00	0	0	0.00	0	0	0.00	0	0	0	0	0	0	0	0	0	0.00
OT 1	3	7	42.9	0	2	0.00	4	8	50.0	10	2	4	6	2	2	1	0	1	0.91
OT 2	4	10	40.0	2	2	100	0	2	0.00	10	4	1	5	1	1	1	0	1	0.91
Game	26	75	34.7	7	20	35.0	16	29	55.2	75	28	29	57	24	10	16	0	8	0.84

Scoring Breakdown



Scoring Range

